

IMPACT WRENCH


Bolt Capacity 41mm

- Long anvil. ● Pinless hammer mechanism is durable and hard hitting using fewer parts and less down time. ● Regulator system allows mechanics to maintain full power in multiple directions

SP-1193GE-6

1" Retainer ring

2 1" Regulator dial




Bolt Capacity 50mm

- Long anvil. ● Oil bath system for durability. ● Reverse lever. ● Variable speed trigger.

SP-5000GE

1" Pin-lock

2 1" Regulator dial




Bolt Capacity 38mm

- Long anvil. ● Oil bath system for durability. ● Reverse lever. ● Variable speed trigger.

SP-380DX

1" Retainer ring

4 Regulator dial




Bolt Capacity 55mm

- Short anvil. ● Reverse dial switch. ● Variable speed trigger.

SP-6500

1-1/2" Pin-lock

4 Regulator dial



IMPACT DRIVER

Screw Capacity 6mm

- Lightweight composite body. ● On hand reverse button (Patented).

SP-7825H

1/4" Bit sleeve retainer

4 Air inlet regulator dial



Applicable bits
● A14, A16 series

Screw Capacity 6~8mm

- Lightweight and short body. ● On hand reverse button (Patented). ● With protective cover.

SP-7146H

1/4" Bit sleeve retainer

4 Regulator lever



Applicable bits
● A14, A16 series

Screw Capacity 6~8mm

- Lightweight. ● One hand reverse Lever. ● Four steps adjustable air regulator. ● Variable speed trigger.

SP-8102B

1/4" Bit sleeve retainer

4 Air inlet regulator dial



Applicable bits
● A14, A16 series

EDP	Model No.	Sq. Drive (inch)	Hammer	Torque Range (N·m)	Free Speed (min ⁻¹)	Overall Length (mm)	Air Consumption (ml/min)	Hose Coupling	Net Weight (kg)	JAN (4545695)
370184	SP-1193GE-6	1"	Pinless Hammer	280~2100	4000	610	1.56	1/2"NPT	13	002367
370186	SP-5000GE	1"	Pinless Hammer	280~2200	3000	635	1.41	1/2"NPT	17.9	001766
370030	SP-380DX	1"	Twin dog clutch	200~1250	3500	525	1	1/2"NPT	7.8	002978
370044	SP-6500	1-1/2"	Pin clutch	1500~4200	3600	490	0.7	1/2"NPT	18	003203
370078	SP-7825H	1/4"HEX	Double Hammer	7~48	17000	120	0.4	1/4"NPT	0.68	001742
370079	SP-7146H	1/4"HEX	Double Hammer	7~67	7000	149	0.6	1/4"NPT	0.98	002152
370080	SP-8102B	1/4"HEX	Double Hammer	7~70	11500	150	0.4	1/4"NPT	1	000943

Air pressure: 0.62 MPa Air hose inner dia.: 9.5 mm Rear exhaust, Top exhaust (380DX, SP-6500, SP-5000GE, SP-1193GE-6). Air connector included